



# IGPS-1411GTPA

Industrial 6-port slim type unmanaged Gigabit PoE Ethernet switch with 4x10/100/1000Base-T(X)

P.S.E., 1x10/100/1000Base-T(X) and 1x100/1000Base-X, SFP socket

## Features

- IGPS-1411GTPA provide 4x10/100/1000Base-T(X) PoE (P.S.E.) ports
- Supports P.S.E. based on IEEE 802.3at standard up to 30 Watts per port
- SFP port supports 100Base-FX and 1000Base-X speed
- Supports jumbo frame up to 9KBytes
- Supports auto-negotiation and auto-MDI/MDI-X
- Supports store and forward transmission
- Supports flow control
- Rigid IP-30 housing design
- DIN-Rail and wall mounting enabled

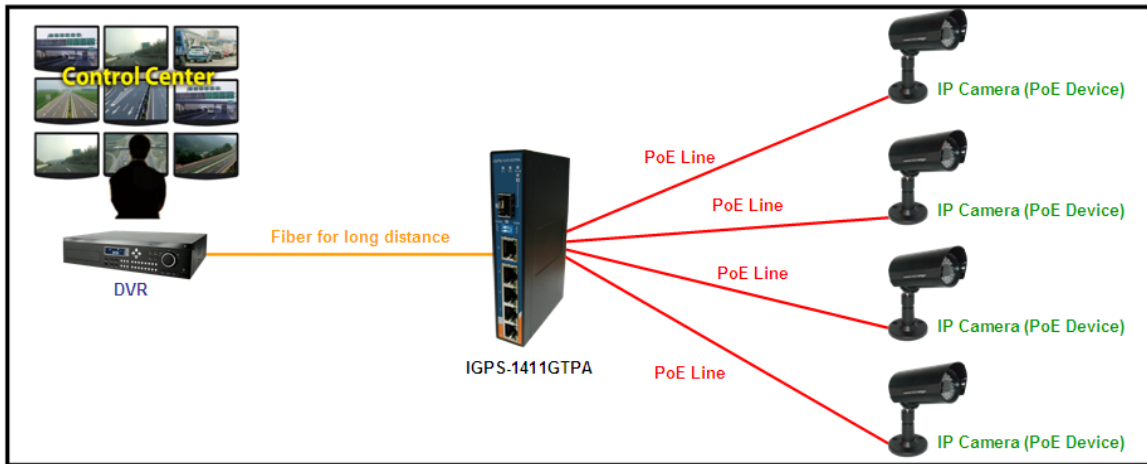


## Introduction

IGPS-1411GTPA is an unmanaged PoE Ethernet switch with P.S.E. function. IGPS-1411GTPA supports Power over Ethernet, a system to transmit electrical power, along with data, to remote devices over standard twisted-pair cable in an Ethernet network. IGPS-1411GTPA has 4x10/100/1000Base-T(X) P.S.E. (Power Sourcing Equipment) ports, 1 additional Gigabit port, and 1x100/1000Base-X SFP port. The SFP port optical network speed can be set by changing the settings of the DIP switch(es) below. P.S.E. is a device (switch or hub for instance) that will provide power in a PoE setup. The wide operating temperature range from -40°C to 70°C can satisfy most of operating environment. Therefore, the switch is one of the most reliable choices for PoE Ethernet application.

## Practical Operation

IGPS-1411GTPA can be used in connecting several PoE P.D. Ethernet devices like IP-Camera or other Ethernet devices. In addition, there are two different power inputs at terminal block to avoid interruption caused by power down. When the primary DC power input fails, the backup power input will take over immediately to guarantee a non-stop operation.



Connections of Ethernet devices

## PoE Pin Definition

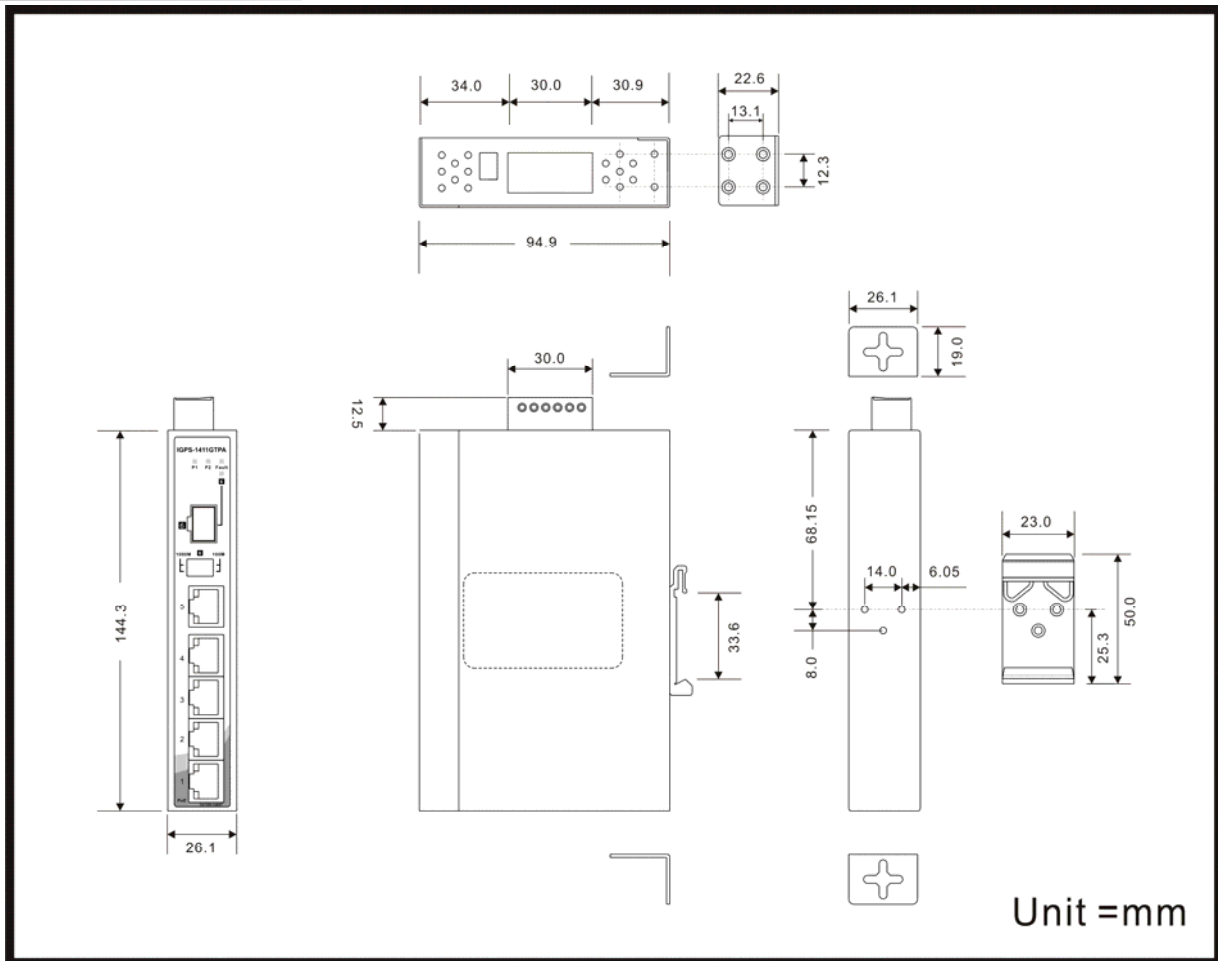
- 10/100Base-T(X) P.S.E. RJ-45 port

RJ-45 Pin Definition	
Pin No.	Description
#1	TD+ with PoE Power input +
#2	TD- with PoE Power input +
#3	RD+ with PoE Power input -
#6	RD- with PoE Power input -

- 1000Base-T P.S.E. RJ-45 port

RJ-45 Pin Definition	
Pin No.	Description
#1	BI_DA+ with PoE Power input +
#2	BI_DA- with PoE Power input +
#3	BI_DB+ with PoE Power input -
#4	BI_DC+
#5	BI_DC-
#6	BI_DB- with PoE Power input -
#7	BI_DD+
#8	BI_DD-

## Dimension



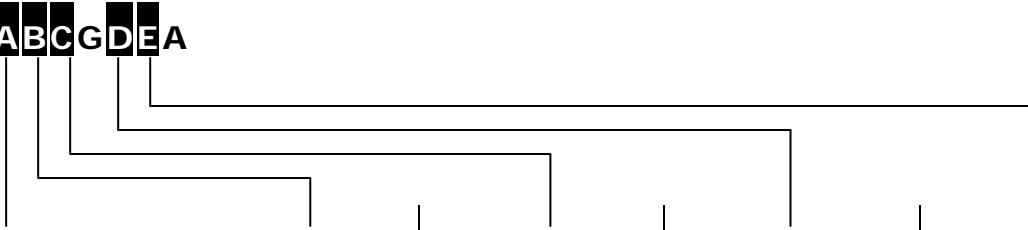
## Specifications

ORing Switch Model	IGPS-1411GTPA
<b>Physical Ports</b>	
10/100/1000Base-T(X) Ports in RJ45 with P.S.E. Auto MDI/MDIX	4
10/100/1000Base-T(X) Port in RJ45 Auto MDI/MDIX	1
100/1000Base-X SFP port	1
<b>Technology</b>	
Ethernet Standards	IEEE 802.3 for 10Base-T IEEE 802.3u for 100Base-TX IEEE 802.3ab for 1000Base-T IEEE 802.3z for 1000Base-X IEEE 802.3x for Flow control IEEE 802.3at PoE specification (up to 30 Watts per port for P.S.E.)
MAC Table	1K MAC addresses

Processing	Store-and-Forward
Jumbo Frame	Up to 9KBytes
<b>LED indicators</b>	
Power indicator	Green : Power LED x 2
Fault indicator	Amber : Indicate PWR1 or PWR2 failure
10/100/1000Base-T(X) RJ45 port indicator and PoE indicator (P1 ~ P4)	Green for port Link/Act. Green for power injected.
10/100/1000Base-T(X) RJ45 port indicator (P5)	Green for port Link/Act. Amber for 100Mbps indicator
100/1000Base-X SFP port indicator	Green for port Link/Act.
<b>SFP Speed DIP-Switch</b>	
DIP-Switch 1/2	DIP-Switch 1 (ON) and DIP-Switch 2 (ON) : SFP speed setting to 100Mbps DIP-Switch 1 (OFF) and DIP-Switch 2 (OFF) : SFP speed setting to 1000Mbps
<b>Relay Output DIP-Switch</b>	
DIP-Switch 1	Power-1 failed warning : (ON) enable, (OFF) disable
DIP-Switch 2	Power-2 failed warning : (ON) enable, (OFF) disable
<b>Fault contact</b>	
Relay	Relay output to carry capacity of 1A at 24VDC
<b>Power</b>	
Redundant Input power	Dual DC inputs. 50~57VDC on 6-pin terminal block.
Power consumption (Typ.)	6.2 Watts (power device not included)
Overload current protection	Present
Reverse polarity protection	NOT Present
<b>Physical Characteristic</b>	
Enclosure	IP-30
Dimension (W x D x H)	26.1 (W) x 94.9 (D) x 144.3(H) mm (1.03 x 3.74 x 5.68 inches)
Weight (g)	395 g
<b>Environmental</b>	
Storage Temperature	-40 to 85°C (-40 to 185°F)
Operating Temperature	-40 to 70°C (-40 to 158°F)
Operating Humidity	5% to 95% Non-condensing
<b>Regulatory approvals</b>	
EMI	FCC Part 15, CISPR (EN55022) class A
EMS	EN61000-4-2 (ESD), EN61000-4-3 (RS), EN61000-4-4 (EFT), EN61000-4-5 (Surge), EN61000-4-6 (CS), EN61000-4-8, EN61000-4-11
Shock	IEC60068-2-27
Free Fall	IEC60068-2-32
Vibration	IEC60068-2-6
Safety	EN60950-1
<b>Warranty</b>	5 years

## Ordering Information

IGPS-1 **A** **B** **C** **G** **D** **E** **A**



Code	10/100/1000Base-T(X)	Additional 1 Port	Additional 2 Port	Additional 1 Port Type	Additional 2 Port
Definition	P.S.E. Port Number	Number	Number		Port Type
<b>Option</b>	- 4: 4 ports	- 1: 1 port	- 1: 1 port	- T: 10/100/1000Base-T(X)	- P: 100/1000Base-X SFP

Available Model	Model Name	Description
	<b>IGPS-1411GTPA</b>	Industrial 6-port slim type unmanaged Gigabit PoE Ethernet switch with 4x10/100/1000Base-T(X) P.S.E, 1x10/100/1000Base-T(X) and 1x100/1000Base-X, SFP socket

## Packing List

- IGPS-1411GTPA x 1
- Din-Rail Kit x 1
- Wall-Mount Kit x 1
- Quick Installation Guide x 1